


STATEMENT OF APPROPRIATIONS, ALLOTMENTS, OBLIGATIONS, DISBURSEMENTS AND BALANCES


As of June 30, 2018


Department: Budgetary Support to Government Corporations
 Agency: National Electrification Administration
 Operating Unit: N/A
 Organization Code (UACS): 350150000000
 Fund Cluster: 01 - Regular Agency Fund


Authorization: 01 - Current Year Appropriations
 Report Status:

Particulars	UACS CODE	Appropriation		Allotments		Current Year Obligations					Current Year Disbursements					Balances			
		Authorized Appropriation	Adjusted Appropriations	Allotments Received	Adjusted Total Allotments	1st Q. Mar. 31	2nd Q. June 30	3rd Q.	4th Q.	Total	1st Q. Mar. 31	2nd Q. June 30	3rd Q.	4th Q.	Total	Unreleased Appropriations	Unobligated Allotment	Unpaid Obligations (15-20) = (23+24) Due and Demandable Not Yet Due and Demandable	
1	2	3	5=(3+4)	6	10=((6+(-17)-8+9)	11	12	13	14	15=(11+12+13+14)	16	17	18	19	20=(16+17+18+19)	21=(5-10)	22=(10-15)	23	24
I. Agency Specific Budget																			
Subsidies	1101277																		
Operations	3000000000000000	2,036,939,000.00	2,036,939,000.00	552,479,990.00	552,479,990.00	552,479,990.00				552,479,990.00	62,643,165.01	241,925,165.06			304,568,330.07	1,484,459,010.00		247,911,659.93	
OO : Access to electrification expanded	3100000000000000	2,036,939,000.00	2,036,939,000.00	552,479,990.00	552,479,990.00	552,479,990.00				552,479,990.00	62,643,165.01	241,925,165.06			304,568,330.07	1,484,459,010.00		247,911,659.93	
NATIONAL RURAL ELECTRIFICATION PROGRAM	3101000000000000	2,036,939,000.00	2,036,939,000.00	552,479,990.00	552,479,990.00	552,479,990.00				552,479,990.00	62,643,165.01	241,925,165.06			304,568,330.07	1,484,459,010.00		247,911,659.93	
Sitio Electrification Sub-program	3101010000000000	2,036,939,000.00	2,036,939,000.00	552,479,990.00	552,479,990.00	552,479,990.00				552,479,990.00	62,643,165.01	241,925,165.06			304,568,330.07	1,484,459,010.00		247,911,659.93	
Locally-Funded Project(s)	3101012000000000	2,036,939,000.00	2,036,939,000.00	552,479,990.00	552,479,990.00	552,479,990.00				552,479,990.00	62,643,165.01	241,925,165.06			304,568,330.07	1,484,459,010.00		247,911,659.93	
Sitio Electrification Project	3101012000010000	1,817,100,000.00	1,817,100,000.00	336,850,608.00	336,850,608.00	336,850,608.00				336,850,608.00		215,866,271.39			215,866,271.39	1,480,249,392.00		120,984,336.61	
MOOE		1,817,100,000.00	1,817,100,000.00	336,850,608.00	336,850,608.00	336,850,608.00				336,850,608.00		215,866,271.39			215,866,271.39	1,480,249,392.00		120,984,336.61	
Construction of Power Distribution Lines in Barangays Kasanyangan and Rio Hondo, Zamboanga City under the Zamboanga City Roadmap to Recovery and	3101012000030000	49,490,000.00	49,490,000.00	49,490,000.00	49,490,000.00	49,490,000.00				49,490,000.00								49,490,000.00	
MOOE		49,490,000.00	49,490,000.00	49,490,000.00	49,490,000.00	49,490,000.00				49,490,000.00								49,490,000.00	
Quick Response Fund	3101012000040000	100,000,000.00	100,000,000.00	100,000,000.00	100,000,000.00	100,000,000.00				100,000,000.00	62,643,165.01	19,458,321.01			82,101,486.02			17,898,513.98	
MOOE		100,000,000.00	100,000,000.00	100,000,000.00	100,000,000.00	100,000,000.00				100,000,000.00	62,643,165.01	19,458,321.01			82,101,486.02			17,898,513.98	
Installation of Transformers in Public Schools	3101012000050000	9,000,000.00	9,000,000.00	8,346,749.00	8,346,749.00	8,346,749.00				8,346,749.00		6,600,572.66			6,600,572.66	653,251.00		1,746,176.34	
MOOE		9,000,000.00	9,000,000.00	8,346,749.00	8,346,749.00	8,346,749.00				8,346,749.00		6,600,572.66			6,600,572.66	653,251.00		1,746,176.34	
Rural Electrification, Kapaonog and San Isidro, Davao del	3101012000060000	61,349,000.00	61,349,000.00	57,792,633.00	57,792,633.00	57,792,633.00				57,792,633.00						3,556,367.00		57,792,633.00	
MOOE		61,349,000.00	61,349,000.00	57,792,633.00	57,792,633.00	57,792,633.00				57,792,633.00						3,556,367.00		57,792,633.00	
Sub-Total, Agency-Specific		2,036,939,000.00	2,036,939,000.00	552,479,990.00	552,479,990.00	552,479,990.00				552,479,990.00	62,643,165.01	241,925,165.06			304,568,330.07	1,484,459,010.00		247,911,659.93	
PS																			
MOOE		2,036,939,000.00	2,036,939,000.00	552,479,990.00	552,479,990.00	552,479,990.00				552,479,990.00	62,643,165.01	241,925,165.06			304,568,330.07	1,484,459,010.00		247,911,659.93	
Fin Ex																			
CO																			
II. Automatic Appropriations																			
Sub-Total, Automatic Appropriations																			
III. Special Purpose Fund																			
Sub-Total, SPF																			
GRAND TOTAL		2,036,939,000.00	2,036,939,000.00	552,479,990.00	552,479,990.00	552,479,990.00				552,479,990.00	62,643,165.01	241,925,165.06			304,568,330.07	1,484,459,010.00		247,911,659.93	
PS																			
MOOE		2,036,939,000.00	2,036,939,000.00	552,479,990.00	552,479,990.00	552,479,990.00				552,479,990.00	62,643,165.01	241,925,165.06			304,568,330.07	1,484,459,010.00		247,911,659.93	
Fin Ex																			
CO																			

Prepared by:

MILAGROS A. ROBLES
 Manager
 Financial Planning and Control Division

Certified Correct:

ADELINA A. GABON
 Department Manager
 Finance Services

Recommending Approval:

ATTY. VICAR LOUREEN G. LOFRANCO
 Acting Deputy Administrator
 Corporate Resources and Financial Services

Approved by:

EDGARDO R. MASONGSONG
 Administrator